

SANTOS FESTIVAL OF CYCLING

MEN'S BE SAFE BE SEEN STAGE 3

RESULTS






MEN'S BE SAFE BE SEEN STAGE 3

GARMIN.
RESULTS

HONORS











29/01/2022 | McLaren Vale - Willunga Hill

STAGE RESULTS

Stage Winner		51	Angus LYONS	ACA
Best Team		-	OLIVER'S RACING	OLI
Most Competitive		3	Callum SCOTSON	BEX

LEADERS

SPONSORED BY

General Classification		23	James WHELAN	BLN	
Points Classification		173	Benjamin DYBALL	AU2	
Mountain Classification		111	Ben HILL	CCS	
Young Rider Classification		26	Matt DINHAM	BLN	
Team General Classification		-	TEAM BRIDGELANE	BLN	

Timing / Data Processing / Photo-finish / GPS tracking | Event Timing Pty Ltd



#TDUFestival



tourdownunder.com.au

MEN'S BE SAFE BE SEEN STAGE 3

GARMIN
RESULTS

RESULTS

29/01/2022 | McLaren Vale - Willunga Hill

Average speed: 42.57 km/h

Distance: 113.2 km

Organizer: Events South Australia

Time limit (25%): 3h19'23"

Rk.	Bib	Name	Team	Nat.	B/P	Gap	Rk.	Bib	Name	Team	Nat.	B/P	Gap
1.	51	Angus LYONS	ACA	AUS	-10	2h39'31"	56.	181	Jason THOMASON	VDR	AUS		"
2.	3	Callum SCOTSON	BEX	AUS	-6	+22"	57.	166	William GOLDING*	ONY	AUS		+4'38"
3.	102	Cooper SAYERS	NER	AUS	-6	+32"	58.	25	Nick WHITE	BLN	AUS		+4'46"
4.	203	Brendon GREEN	CDF	AUS	-6	"	59.	104	Iven BENNETT	NER	AUS		"
5.	161	Cameron FRASER	ONY	AUS		+1'00"	60.	127	Nick PEDLAR	NCM	AUS		"
6.	77	Edwin BRITTS*	OLI	AUS	-1	+1'22"	61.	27	Jean-Pierre VAN DER MERWE	BLN	AUS		"
7.	75	Daniel LUKE	OLI	AUS	-2	"	62.	182	Curtis DOWDELL	VDR	AUS		"
8.	12	Luke PLAPP*	AUS	AUS		"	63.	193	Benjamin SPENCELEY	RCT	AUS		"
9.	42	Chris HARPER	VAW	AUS		+1'28"	64.	106	Leo YIP	NER	HKG		+4'54"
10.	11	Richie PORTE	AUS	AUS		"	65.	134	Jordan VILLANI	WPC	AUS		+4'58"
11.	26	Matt DINHAM*	BLN	AUS		"	66.	154	Eddie WORRAL*	GRT	AUS		+5'33"
12.	23	James WHELAN	BLN	AUS		+1'31"	67.	131	Dylan SUNDERLAND	WPC	AUS		+5'45"
13.	81	Tasman NANKERVIS	STG	AUS		+1'44"	68.	183	Kael THOMAS*	VDR	AUS		"
14.	36	Rudy PORTER*	ITM	AUS		"	69.	15	Tyler TOMKINSON*	AUS	AUS		+6'10"
15.	174	Nathan EARLE	AU2	AUS		+1'46"	70.	4	Cameron ROGERS*	BEX	AUS		"
16.	1	Luke DURBRIDGE	BEX	AUS		+1'48"	71.	2	Cameron MEYER	BEX	AUS		"
17.	132	Alastair MACKELLAR*	WPC	AUS		"	72.	196	Tom LYNCH*	RCT	AUS		"
18.	173	Benjamin DYBALL	AU2	AUS		"	73.	157	Jesse NORTON*	GRT	AUS		+6'44"
19.	43	Tim ROE	VAW	AUS		+1'51"	74.	52	Zack GILMORE	ACA	AUS		+6'58"
20.	175	Jesse EWART	AU2	AUS		+1'59"	75.	5	Hamish MAC KENZIE*	BEX	AUS		"
21.	151	Brendan JOHNSTON	GRT	AUS		+2'03"	76.	33	Tristan SAUNDERS*	ITM	AUS		"
22.	177	Dylan HOPKINS*	AU2	AUS		+2'11"	77.	176	Blake AGNOLLETTO*	AU2	AUS		"
23.	37	Carter TURNBULL*	ITM	AUS		"	78.	57	Carter BETTLES	ACA	AUS		"
24.	71	Brendon DAVIDS	OLI	RSA		+2'28"	79.	167	Willis LIENERT*	ONY	AUS		"
25.	92	Steven ROBB	CHR	AUS		+2'34"	80.	32	Brenton JONES	ITM	AUS		"
26.	56	Kane RICHARDS	ACA	AUS		"	81.	45	Olivar ANDERSON	VAW	AUS		+7'22"
27.	111	Ben HILL	CCS	AUS		"	82.	44	Cameron BAYLY	VAW	AUS		"
28.	136	Stinus KAEMPE*	WPC	AUS		+2'39"	83.	24	Alistair CHRISTIE-JOHNSON*	BLN	AUS		+7'57"
29.	143	Jacob LANGHAM	VAU	AUS		+2'43"	84.	133	Jensen PLOWRIGHT*	WPC	AUS		"
30.	185	Sam GOLDING*	VDR	AUS		+2'49"	85.	97	Jack MARSHALL*	CHR	AUS		"
31.	135	Connor SENS	WPC	AUS		+2'50"	86.	163	Jack SCHOUTEN*	ONY	AUS		"
32.	197	Timothy CAMERON	RCT	AUS		"	87.	72	Thomas BOLTON	OLI	AUS		"
33.	123	Dylan LINDSEY	NCM	AUS		+2'59"	88.	192	Tom CHESTER	RCT	AUS		"
34.	21	Drew MOREY	BLN	AUS		+3'01"	89.	34	Conor LEAHY	ITM	AUS		"
35.	83	Connor REARDON	STG	AUS		"	90.	31	Blake QUICK*	ITM	AUS		+8'04"
36.	141	Joshua WILSON	VAU	AUS		+3'03"	91.	54	Cameron SCOTT	ACA	AUS		+8'18"
37.	117	Oscar CHAMBERLAIN*	CCS	AUS		+3'08"	92.	35	Josh DUFFY*	ITM	AUS		+8'32"
38.	46	Chris LUXTON	VAW	AUS		+3'14"	93.	191	Sam GREENWOOD	RCT	AUS		+9'32"
39.	107	Ben CARMAN	NER	AUS		"	94.	74	Kurt EATHER*	OLI	AUS		+9'41"
40.	145	Dalton STRETTON*	VAU	AUS		"	95.	172	Graeme FRISLIE*	AU2	AUS		"
41.	91	Will MOLONEY-MORTON*	CHR	AUS		+3'23"	96.	94	Matthew BIRD	CHR	AUS		+9'51"
42.	55	Declan TREZISE*	ACA	AUS	-1	+3'30"	97.	22	Sam JENNER	BLN	AUS		+9'53"
43.	126	Matson MCADAM*	NCM	AUS		+3'33"	98.	53	Oli STENNING	ACA	AUS		+10'59"
44.	105	Aiden BUTTGIEG	NER	AUS		+3'37"	99.	153	Joe COOPER	GRT	NZL	+60	"
45.	204	Joseph INGLIS*	CDF	AUS		"	100.	137	Campbell PALMER*	WPC	AUS		"
46.	206	Daniel POTTER*	CDF	AUS		+3'51"	101.	47	Justin GASSNER	VAW	AUS		+11'29"
47.	142	Patrick SACCANI-WILLIAMS	VAU	AUS		+3'55"	102.	116	Torben PARTRIDGE-MADSEN	CCS	AUS		"
48.	147	Tynan SHANNON*	VAU	AUS		+3'57"	103.	16	Lachlan MILLER*	AUS	AUS		+12'48"
49.	164	Robert PARKER	ONY	AUS		"	104.	93	Terance HORE	CHR	AUS		+13'46"
50.	122	Hugo THOMPSON	NCM	AUS		+4'01"	105.	95	Griffin KNIGHT	CHR	AUS		+13'51"
51.	13	Dylan GEORGE*	AUS	AUS		+4'05"	106.	76	Fintan CONWAY	OLI	AUS		+13'54"
52.	194	Luke BRITTEN*	RCT	AUS		+4'14"	107.	155	Spencer EVANS*	GRT	AUS		+17'05"
53.	41	Rohan DENNIS	VAW	AUS		"	108.	113	Cameron ROBERTS	CCS	AUS		+19'09"
54.	85	Riley FLEMING	STG	AUS		+4'26"	109.	162	Lachlan HARRIGAN	ONY	AUS		"
55.	187	Oliver BLEDDYN*	VDR	AUS		+4'36"	110.	186	Angus MILLER*	VDR	AUS		"

Timing / Data Processing / Photo-finish / GPS tracking | Event Timing Pty Ltd



#TDUFestival



tourdownunder.com.au

MEN'S BE SAFE BE SEEN STAGE 3

GARMIN.
RESULTS

RESULTS

29/01/2022 | McLaren Vale - Willunga Hill

Average speed: 42.57 km/h

Distance: 113.2 km

Organizer: Events South Australia

Time limit (25%): 3h19'23"

Rk.	Bib	Name	Team	Nat.	B/P	Gap	Rk.	Bib	Name	Team	Nat.	B/P	Gap
111.	207	William THOMAS*	CDF	AUS		+19'54"							
112.	201	Matthew CONNAN*	CDF	AUS		"							
DNF	14	Zac MARRIAGE*	AUS	AUS									
DNF	73	Kai CHAPMAN	OLI	AUS									
DNF	84	Angus CALDER	STG	AUS									
DNF	101	Samuel HILL	NER	AUS									
DNF	114	Mackenzie EDWARDSON*	CCS	AUS									

Did not start: 0

Out of time limit: 0

Disqualified: 0

Did not finish: 5

Timing / Data Processing / Photo-finish / GPS tracking | Event Timing Pty Ltd



#TDUFestival



tourdownunder.com.au

MEN'S BE SAFE BE SEEN STAGE 3

GARMIN.
RESULTS

PHOTO FINISH

29/01/2022 | McLaren Vale - Willunga Hill

Stage Winner: Angus LYONS (ACA)



Timing / Data Processing / Photo-finish / GPS tracking | Event Timing Pty Ltd



#TDUFestival



tourdownunder.com.au

MEN'S BE SAFE BE SEEN STAGE 3

GARMIN
RESULTS

GENERAL CLASSIFICATION

29/01/2022 | McLaren Vale - Willunga Hill

Average speed: 43.14 km/h

Total distance: 340.3 km

Rk.	Bib	Name	Team	Nat.	Gap	Rk.	Bib	Name	Team	Nat.	Gap
1.	23	James WHELAN	BLN	AUS	7h53'14"	56.	52	Zack GILMORE	ACA	AUS	"
2.	26	Matt DINHAM*	BLN	AUS	+24"	57.	31	Blake QUICK*	ITM	AUS	+10'52"
3.	42	Chris HARPER	VAW	AUS	+30"	58.	133	Jensen PLOWRIGHT*	WPC	AUS	+10'55"
4.	36	Rudy PORTER*	ITM	AUS	+46"	59.	54	Cameron SCOTT	ACA	AUS	+11'10"
5.	1	Luke DURBRIDGE	BEX	AUS	+49"	60.	164	Robert PARKER	ONY	AUS	+12'28"
6.	132	Alastair MACKELLAR*	WPC	AUS	+50"	61.	45	Olivar ANDERSON	VAW	AUS	"
7.	43	Tim ROE	VAW	AUS	+53"	62.	34	Conor LEAHY	ITM	AUS	+12'36"
8.	151	Brendan JOHNSTON	GRT	AUS	+1'00"	63.	147	Tynan SHANNON*	VAU	AUS	+12'58"
9.	37	Carter TURNBULL*	ITM	AUS	+1'13"	64.	85	Riley FLEMING	STG	AUS	+13'19"
10.	111	Ben HILL	CCS	AUS	+1'28"	65.	105	Aiden BUTTGIEG	NER	AUS	+13'34"
11.	71	Brendon DAVIDS	OLI	RSA	+1'30"	66.	142	Patrick SACCANI-WILLIAMS	VAU	AUS	+13'41"
12.	56	Kane RICHARDS	ACA	AUS	+1'36"	67.	33	Tristan SAUNDERS*	ITM	AUS	+14'20"
13.	21	Drew MOREY	BLN	AUS	+2'03"	68.	15	Tyler TOMKINSON*	AUS	AUS	+14'21"
14.	107	Ben CARMAN	NER	AUS	+2'16"	69.	106	Leo YIP	NER	HKG	+14'40"
15.	12	Luke PLAPP*	AUS	AUS	+2'21"	70.	193	Benjamin SPENCELEY	RCT	AUS	+14'43"
16.	27	Jean-Pierre VAN DER MERWE	BLN	AUS	+4'07"	71.	24	Alistair CHRISTIE-JOHNSON*	BLN	AUS	+14'52"
17.	81	Tasman NANKERVIS	STG	AUS	+4'15"	72.	4	Cameron ROGERS*	BEX	AUS	+15'17"
18.	174	Nathan EARLE	AU2	AUS	+4'44"	73.	53	Oli STENNING	ACA	AUS	+15'49"
19.	11	Richie PORTE	AUS	AUS	+4'51"	74.	72	Thomas BOLTON	OLI	AUS	+16'32"
20.	175	Jesse EWART	AU2	AUS	+4'57"	75.	176	Blake AGNOLLETTO*	AU2	AUS	+16'55"
21.	75	Daniel LUKE	OLI	AUS	+5'08"	76.	97	Jack MARSHALL*	CHR	AUS	+17'54"
22.	177	Dylan HOPKINS*	AU2	AUS	+5'09"	77.	163	Jack SCHOUTEN*	ONY	AUS	+19'14"
23.	77	Edwin BRITTS*	OLI	AUS	"	78.	153	Joe COOPER	GRT	NZL	+19'21"
24.	136	Stinus KAEMPE*	WPC	AUS	+5'37"	79.	44	Cameron BAYLY	VAW	AUS	+20'53"
25.	145	Dalton STRETTON*	VAU	AUS	+5'45"	80.	13	Dylan GEORGE*	AUS	AUS	+22'16"
26.	83	Connor REARDON	STG	AUS	+5'55"	81.	185	Sam GOLDING*	VDR	AUS	"
27.	141	Joshua WILSON	VAU	AUS	+6'01"	82.	161	Cameron FRASER	ONY	AUS	+22'32"
28.	117	Oscar CHAMBERLAIN*	CCS	AUS	+6'06"	83.	203	Brendon GREEN	CDF	AUS	+22'48"
29.	143	Jacob LANGHAM	VAU	AUS	+6'20"	84.	123	Dylan LINDSEY	NCM	AUS	+23'08"
30.	55	Declan TREZISE*	ACA	AUS	+6'27"	85.	122	Hugo THOMPSON	NCM	AUS	+23'28"
31.	197	Timothy CAMERON	RCT	AUS	"	86.	35	Josh DUFFY*	ITM	AUS	+23'42"
32.	173	Benjamin DYBALL	AU2	AUS	+6'31"	87.	22	Sam JENNER	BLN	AUS	+24'07"
33.	135	Connor SENS	WPC	AUS	+6'38"	88.	127	Nick PEDLAR	NCM	AUS	+24'13"
34.	92	Steven ROBB	CHR	AUS	+6'42"	89.	47	Justin GASSNER	VAW	AUS	+25'00"
35.	91	Will MOLONEY-MORTON*	CHR	AUS	+7'00"	90.	116	Torben PARTRIDGE-MADSEN	CCS	AUS	+26'07"
36.	46	Chris LUXTON	VAW	AUS	+7'02"	91.	166	William GOLDING*	ONY	AUS	+26'49"
37.	126	Matson MCADAM*	NCM	AUS	+7'10"	92.	191	Sam GREENWOOD	RCT	AUS	+27'39"
38.	102	Cooper SAYERS	NER	AUS	+7'21"	93.	167	Willis LIENERT*	ONY	AUS	+27'56"
39.	41	Rohan DENNIS	VAW	AUS	"	94.	206	Daniel POTTER*	CDF	AUS	+28'12"
40.	204	Joseph INGLIS*	CDF	AUS	+7'25"	95.	155	Spencer EVANS*	GRT	AUS	+28'22"
41.	3	Callum SCOTSON	BEX	AUS	+7'31"	96.	183	Kael THOMAS*	VDR	AUS	+28'54"
42.	181	Jason THOMASON	VDR	AUS	+7'34"	97.	201	Matthew CONNAN*	CDF	AUS	+29'51"
43.	25	Nick WHITE	BLN	AUS	+7'44"	98.	137	Campbell PALMER*	WPC	AUS	+30'26"
44.	194	Luke BRITTEN*	RCT	AUS	+7'51"	99.	187	Oliver BLEDYN*	VDR	AUS	+30'32"
45.	104	Iven BENNETT	NER	AUS	+8'23"	100.	192	Tom CHESTER	RCT	AUS	+30'55"
46.	134	Jordan VILLANI	WPC	AUS	+8'35"	101.	196	Tom LYNCH*	RCT	AUS	+33'15"
47.	131	Dylan SUNDERLAND	WPC	AUS	+8'40"	102.	93	Terance HORE	CHR	AUS	+33'24"
48.	2	Cameron MEYER	BEX	AUS	+9'08"	103.	95	Griffin KNIGHT	CHR	AUS	+34'03"
49.	154	Eddie WORRAL*	GRT	AUS	+9'21"	104.	74	Kurt EATHER*	OLI	AUS	+34'06"
50.	51	Angus LYONS	ACA	AUS	+9'48"	105.	94	Matthew BIRD	CHR	AUS	+34'10"
51.	182	Curtis DOWDELL	VDR	AUS	+9'52"	106.	207	William THOMAS*	CDF	AUS	+34'32"
52.	32	Brenton JONES	ITM	AUS	+9'56"	107.	16	Lachlan MILLER*	AUS	AUS	+36'32"
53.	57	Carter BETTLES	ACA	AUS	+10'15"	108.	172	Graeme FRISLIE*	AU2	AUS	+36'50"
54.	157	Jesse NORTON*	GRT	AUS	+10'21"	109.	76	Fintan CONWAY	OLI	AUS	+39'50"
55.	5	Hamish MAC KENZIE*	BEX	AUS	+10'35"	110.	162	Lachlan HARRIGAN	ONY	AUS	+40'07"

Timing / Data Processing / Photo-finish / GPS tracking | Event Timing Pty Ltd



#TDUFestival



tourdownunder.com.au

MEN'S BE SAFE BE SEEN STAGE 3

GARMIN.
RESULTS

GENERAL CLASSIFICATION

29/01/2022 | McLaren Vale - Willunga Hill

Average speed: 43.14 km/h

Total distance: 340.3 km

Rk.	Bib	Name	Team	Nat.	Gap		Rk.	Bib	Name	Team	Nat.	Gap
111.	113	Cameron ROBERTS	CCS	AUS	+43'28"							
112.	186	Angus MILLER*	VDR	AUS	+49'42"							

Timing / Data Processing / Photo-finish / GPS tracking | Event Timing Pty Ltd



#TDUFestival



tourdownunder.com.au

MEN'S BE SAFE BE SEEN STAGE 3

GARMIN.
RESULTS

ZIPTRAK® POINTS CLASSIFICATION

29/01/2022 | McLaren Vale - Willunga Hill

Rk.	Bib	Name	Team	Nat.	Pts	Rk.	Bib	Name	Team	Nat.	Pts
Snapper Point - 46.2 km						Overall Points Classification after Stage 3					
1.	203	Brendon GREEN	CDF	AUS	3 pt	1.	173	Benjamin DYBALL	AU2	AUS	7 pt
2.	75	Daniel LUKE	OLI	AUS	2 pt	2.	203	Brendon GREEN	CDF	AUS	6 pt
3.	77	Edwin BRITTS	OLI	AUS	1 pt	3.	57	Carter BETTLES	ACA	AUS	6 pt
Snapper Point 87.2 km						4.	151	Brendan JOHNSTON	GRT	AUS	5 pt
1.	203	Brendon GREEN	CDF	AUS	3 pt	5.	27	Jean-Pierre VAN DER MERWE	BLN	AUS	5 pt
2.	102	Cooper SAYERS	NER	AUS	2 pt	6.	23	James WHELAN	BLN	AUS	3 pt
3.	55	Declan TREZISE	ACA	AUS	1 pt	7.	51	Angus LYONS	ACA	AUS	3 pt
Willunga Hill - Finish line						8.	31	Blake QUICK	ITM	AUS	3 pt
1.	51	Angus LYONS	ACA	AUS	3 pt	9.	102	Cooper SAYERS	NER	AUS	3 pt
2.	3	Callum SCOTSON	BEX	AUS	2 pt	10.	131	Dylan SUNDERLAND	WPC	AUS	3 pt
3.	102	Cooper SAYERS	NER	AUS	1 pt	11.	26	Matt DINHAM	BLN	AUS	2 pt
						12.	111	Ben HILL	CCS	AUS	2 pt
						13.	75	Daniel LUKE	OLI	AUS	2 pt
						14.	3	Callum SCOTSON	BEX	AUS	2 pt
						15.	54	Cameron SCOTT	ACA	AUS	2 pt
						16.	192	Tom CHESTER	RCT	AUS	2 pt
						17.	1	Luke DURBRIDGE	BEX	AUS	1 pt
						18.	77	Edwin BRITTS	OLI	AUS	1 pt
						19.	55	Declan TREZISE	ACA	AUS	1 pt

Timing / Data Processing / Photo-finish / GPS tracking | Event Timing Pty Ltd



#TDUFestival



tourdownunder.com.au

MEN'S BE SAFE BE SEEN STAGE 3

GARMIN.
RESULTS

SHIMANO KING OF THE MOUNTAIN CLASSIFICATION

29/01/2022 | McLaren Vale - Willunga Hill

Rk.	Bib	Name	Team	Nat.	Pts	Rk.	Bib	Name	Team	Nat.	Pts
Hailstone Hill - 28.3 km (Cat. 4)						Overall Mountain Classification after Stage 3					
1.	102	Cooper SAYERS	NER	AUS	3 pt	1.	111	Ben HILL	CCS	AUS	12 pt
2.	161	Cameron FRASER	ONY	AUS	2 pt	2.	131	Dylan SUNDERLAND	WPC	AUS	12 pt
3.	55	Declan TREZISE	ACA	AUS	1 pt	3.	51	Angus LYONS	ACA	AUS	10 pt

Rk.	Bib	Name	Team	Nat.	Pts
Hailstone Hill - 69.2 km (Cat. 4)					
1.	102	Cooper SAYERS	NER	AUS	3 pt
2.	77	Edwin BRITTS	OLI	AUS	2 pt
3.	161	Cameron FRASER	ONY	AUS	1 pt

Rk.	Bib	Name	Team	Nat.	Pts
Willunga Hill - 113 km (Cat. 1)					
1.	51	Angus LYONS	ACA	AUS	10 pt
2.	3	Callum SCOTSON	BEX	AUS	6 pt
3.	102	Cooper SAYERS	NER	AUS	4 pt
4.	203	Brendon GREEN	CDF	AUS	2 pt
5.	161	Cameron FRASER	ONY	AUS	1 pt

4.	102	Cooper SAYERS	NER	AUS	10 pt
5.	57	Carter BETTLES	ACA	AUS	8 pt
6.	116	Torben PARTRIDGE-MADSEN	CCS	AUS	7 pt
7.	3	Callum SCOTSON	BEX	AUS	6 pt
8.	56	Kane RICHARDS	ACA	AUS	5 pt
9.	161	Cameron FRASER	ONY	AUS	4 pt
10.	151	Brendan JOHNSTON	GRT	AUS	3 pt
11.	145	Dalton STRETTON	VAU	AUS	3 pt
12.	173	Benjamin DYBALL	AU2	AUS	3 pt
13.	43	Tim ROE	VAW	AUS	2 pt
14.	77	Edwin BRITTS	OLI	AUS	2 pt
15.	164	Robert PARKER	ONY	AUS	2 pt
16.	203	Brendon GREEN	CDF	AUS	2 pt
17.	23	James WHELAN	BLN	AUS	1 pt
18.	55	Declan TREZISE	ACA	AUS	1 pt

Timing / Data Processing / Photo-finish / GPS tracking | Event Timing Pty Ltd



#TDUFestival



tourdownunder.com.au

MEN'S BE SAFE BE SEEN STAGE 3

GARMIN
RESULTS

CERVÉLO YOUNG RIDER CLASSIFICATION

29/01/2022 | McLaren Vale - Willunga Hill

Rk.	Bib	Name	Team	Nat.	B	Gap	Rk.	Bib	Name	Team	Nat.	Gap
Young Rider Classification Stage 3							Overall Young Rider Classification after Stage 3					
1.	77	Edwin BRITTS	OLI	AUS	-1	2h40'53"	1.	26	Matt DINHAM	BLN	AUS	7h53'38"
2.	12	Luke PLAPP	AUS	AUS		+0"	2.	36	Rudy PORTER	ITM	AUS	+22"
3.	26	Matt DINHAM	BLN	AUS		+6"	3.	132	Alastair MACKELLAR	WPC	AUS	+26"
4.	36	Rudy PORTER	ITM	AUS		+22"	4.	37	Carter TURNBULL	ITM	AUS	+49"
5.	132	Alastair MACKELLAR	WPC	AUS		+26"	5.	12	Luke PLAPP	AUS	AUS	+1'57"
6.	177	Dylan HOPKINS	AU2	AUS		+49"	6.	177	Dylan HOPKINS	AU2	AUS	+4'45"
7.	37	Carter TURNBULL	ITM	AUS		+49"	7.	77	Edwin BRITTS	OLI	AUS	+4'45"
8.	136	Stinus KAEMPE	WPC	AUS		+1'17"	8.	136	Stinus KAEMPE	WPC	AUS	+5'13"
9.	185	Sam GOLDING	VDR	AUS		+1'27"	9.	145	Dalton STRETTON	VAU	AUS	+5'21"
10.	117	Oscar CHAMBERLAIN	CCS	AUS		+1'46"	10.	117	Oscar CHAMBERLAIN	CCS	AUS	+5'42"
11.	145	Dalton STRETTON	VAU	AUS		+1'52"	11.	55	Declan TREZISE	ACA	AUS	+6'03"
12.	91	Will MOLONEY-MORTON	CHR	AUS		+2'01"	12.	91	Will MOLONEY-MORTON	CHR	AUS	+6'36"
13.	55	Declan TREZISE	ACA	AUS	-1	+2'08"	13.	126	Matson MCADAM	NCM	AUS	+6'46"
14.	126	Matson MCADAM	NCM	AUS		+2'11"	14.	204	Joseph INGLIS	CDF	AUS	+7'01"
15.	204	Joseph INGLIS	CDF	AUS		+2'15"	15.	194	Luke BRITTEN	RCT	AUS	+7'27"
16.	206	Daniel POTTER	CDF	AUS		+2'29"	16.	154	Eddie WORRAL	GRT	AUS	+8'57"
17.	147	Tynan SHANNON	VAU	AUS		+2'35"	17.	157	Jesse NORTON	GRT	AUS	+9'57"
18.	13	Dylan GEORGE	AUS	AUS		+2'43"	18.	5	Hamish MAC KENZIE	BEX	AUS	+10'11"
19.	194	Luke BRITTEN	RCT	AUS		+2'52"	19.	31	Blake QUICK	ITM	AUS	+10'28"
20.	187	Oliver BLEDYN	VDR	AUS		+3'14"	20.	133	Jensen PLOWRIGHT	WPC	AUS	+10'31"
21.	166	William GOLDING	ONY	AUS		+3'16"	21.	147	Tynan SHANNON	VAU	AUS	+12'34"
22.	154	Eddie WORRAL	GRT	AUS		+4'11"	22.	33	Tristan SAUNDERS	ITM	AUS	+13'56"
23.	183	Kael THOMAS	VDR	AUS		+4'23"	23.	15	Tyler TOMKINSON	AUS	AUS	+13'57"
24.	15	Tyler TOMKINSON	AUS	AUS		+4'48"	24.	24	Alistair CHRISTIE-JOHNSON	BLN	AUS	+14'28"
25.	4	Cameron ROGERS	BEX	AUS		+4'48"	25.	4	Cameron ROGERS	BEX	AUS	+14'53"
26.	196	Tom LYNCH	RCT	AUS		+4'48"	26.	176	Blake AGNOLLETTO	AU2	AUS	+16'31"
27.	157	Jesse NORTON	GRT	AUS		+5'22"	27.	97	Jack MARSHALL	CHR	AUS	+17'30"
28.	5	Hamish MAC KENZIE	BEX	AUS		+5'36"	28.	163	Jack SCHOUTEN	ONY	AUS	+18'50"
29.	33	Tristan SAUNDERS	ITM	AUS		+5'36"	29.	13	Dylan GEORGE	AUS	AUS	+21'52"
30.	176	Blake AGNOLLETTO	AU2	AUS		+5'36"	30.	185	Sam GOLDING	VDR	AUS	+21'52"
31.	167	Willis LIENERT	ONY	AUS		+5'36"	31.	35	Josh DUFFY	ITM	AUS	+23'18"
32.	24	Alistair CHRISTIE-JOHNSON	BLN	AUS		+6'35"	32.	166	William GOLDING	ONY	AUS	+26'25"
33.	133	Jensen PLOWRIGHT	WPC	AUS		+6'35"	33.	167	Willis LIENERT	ONY	AUS	+27'32"
34.	97	Jack MARSHALL	CHR	AUS		+6'35"	34.	206	Daniel POTTER	CDF	AUS	+27'48"
35.	163	Jack SCHOUTEN	ONY	AUS		+6'35"	35.	155	Spencer EVANS	GRT	AUS	+27'58"
36.	31	Blake QUICK	ITM	AUS		+6'42"	36.	183	Kael THOMAS	VDR	AUS	+28'30"
37.	35	Josh DUFFY	ITM	AUS		+7'10"	37.	201	Matthew CONNAN	CDF	AUS	+29'27"
38.	74	Kurt EATHER	OLI	AUS		+8'19"	38.	137	Campbell PALMER	WPC	AUS	+30'02"
39.	172	Graeme FRISLIE	AU2	AUS		+8'19"	39.	187	Oliver BLEDYN	VDR	AUS	+30'08"
40.	137	Campbell PALMER	WPC	AUS		+9'37"	40.	196	Tom LYNCH	RCT	AUS	+32'51"
41.	16	Lachlan MILLER	AUS	AUS		+11'26"	41.	74	Kurt EATHER	OLI	AUS	+33'42"
42.	155	Spencer EVANS	GRT	AUS		+15'43"	42.	207	William THOMAS	CDF	AUS	+34'08"
43.	186	Angus MILLER	VDR	AUS		+17'47"	43.	16	Lachlan MILLER	AUS	AUS	+36'08"
44.	207	William THOMAS	CDF	AUS		+18'32"	44.	172	Graeme FRISLIE	AU2	AUS	+36'26"
45.	201	Matthew CONNAN	CDF	AUS		+18'32"	45.	186	Angus MILLER	VDR	AUS	+49'18"

Timing / Data Processing / Photo-finish / GPS tracking | Event Timing Pty Ltd



#TDUFestival



tourdownunder.com.au

MEN'S BE SAFE BE SEEN STAGE 3

GARMIN
RESULTS

TEAM RESULTS

29/01/2022 | McLaren Vale - Willunga Hill

Rk.	Team	Time	Gap	Rk.	Team	Time	Gap
Team Results Stage 3				Overall Team Classification after Stage 3			
1.	OLI OLIVER'S RACING	8h03'45"	-	1.	BLN TEAM BRIDGELANE	23h41'25"	-
2.	AU2 AUS II	8h04'06"	+21"	2.	ACA ARA PRO RACING SUNSHINE COAST	23h47'12"	+5'47"
3.	BLN TEAM BRIDGELANE	8h04'33"	+48"	3.	VAW VILLAWOOD	23h47'26"	+6'01"
4.	ACA ARA PRO RACING SUNSHINE COAST	8h04'37"	+52"	4.	ITM INFORM TMX MAKE	23h47'41"	+6'16"
5.	VAW VILLAWOOD	8h05'06"	+1'21"	5.	OLI OLIVER'S RACING	23h51'32"	+10'07"
6.	AUS TEAM GARMIN AUSTRALIA	8h05'28"	+1'43"	6.	WPC TEAM WESTPAC	23h51'57"	+10'32"
7.	WPC TEAM WESTPAC	8h05'50"	+2'05"	7.	NER NERO CONTINENTAL	23h52'54"	+11'29"
8.	NER NERO CONTINENTAL	8h05'56"	+2'11"	8.	BEX TEAM BIKEEXCHANGE-JAYCO	23h53'00"	+11'35"
9.	CDF CYCLING DEVELOPMENT FOUNDATION	8h06'33"	+2'48"	9.	AU2 AUS II	23h54'09"	+12'44"
10.	BEX TEAM BIKEEXCHANGE-JAYCO	8h06'53"	+3'08"	10.	AUS TEAM GARMIN AUSTRALIA	23h57'13"	+15'48"
11.	VAU VA PRO RACING	8h07'33"	+3'48"	11.	VAU VA PRO RACING	23h57'48"	+16'23"
12.	STG ST GEORGE CONTINENTAL CYCLING TEAM	8h07'44"	+3'59"	12.	GRT GIANT RACING TEAM	24h00'29"	+19'04"
13.	ONY ONYVA RACING	8h08'08"	+4'23"	13.	CCS CCS CYCLING	24h02'15"	+20'50"
14.	NCM NCMG CRITERION RACING	8h09'06"	+5'21"	14.	STG ST GEORGE CONTINENTAL CYCLING TEAM	24h03'11"	+21'46"
15.	ITM INFORM TMX MAKE	8h09'26"	+5'41"	15.	NCM NCMG CRITERION RACING	24h07'15"	+25'50"
16.	RCT RAULAND DEVELOPMENT CYCLING TEAM	8h10'23"	+6'38"	16.	RCT RAULAND DEVELOPMENT CYCLING TEAM	24h08'43"	+27'18"
17.	VDR BUTTERFIELDS P/B VAN D'AM RACING	8h10'34"	+6'49"	17.	CHR CYCLE HOUSE RACING	24h10'08"	+28'43"
18.	CHR CYCLE HOUSE RACING	8h12'27"	+8'42"	18.	CDF CYCLING DEVELOPMENT FOUNDATION	24h11'24"	+29'59"
19.	GRT GIANT RACING TEAM	8h12'53"	+9'08"	19.	VDR BUTTERFIELDS P/B VAN D'AM RACING	24h18'43"	+37'18"
20.	CCS CCS CYCLING	8h15'44"	+11'59"	20.	ONY ONYVA RACING	24h22'59"	+41'34"

Timing / Data Processing / Photo-finish / GPS tracking | Event Timing Pty Ltd



#TDUFestival



tourdownunder.com.au

MEN'S BE SAFE BE SEEN STAGE 3



COMMUNIQUÉ

29/01/2022 | McLaren Vale - Willunga Hill

Decisions of the commissaires panel

Riders number 42 Chris HARPER (VILLAWOOD) and 85 Riley FLEMING (ST GEORGE CONTINENTAL CYCLING TEAM): as per AusCycling technical regulations annex 4, folding or cutting a race number. First offense, \$50 fine.

Rider 153 Joe COOPER (GIANT RACING TEAM): Motor pacing, \$200 fine and 1 minute time penalty.

GIANT RACING TEAM driver fined \$150 for non-regulation breakdown assistance and breach of regulations concerning vehicle movements during the race.

Timing / Data Processing / Photo-finish / GPS tracking | Event Timing Pty Ltd



#TDUFestival



tourdownunder.com.au

MEN'S BE SAFE BE SEEN STAGE 3

GARMIN.
RESULTS


NRS HONORS

29/01/2022 | McLaren Vale - Willunga Hill



INDIVIDUAL SERIES POINTS

Series Leader		23	James WHELAN	BLN
---------------	---	----	--------------	-----

Young Rider Leader		36	Rudy PORTER	ITM
--------------------	---	----	-------------	-----

TEAM SERIES POINTS

Leading Team		-	TEAM BRIDGELANE	BLN
--------------	---	---	-----------------	-----

Timing / Data Processing / Photo-finish / GPS tracking | Event Timing Pty Ltd



#TDUFestival



tourdownunder.com.au

MEN'S BE SAFE BE SEEN STAGE 3

GARMIN.
RESULTS

NRS RESULTS

29/01/2022 | McLaren Vale - Willunga Hill



Rk.	Name	Team	Pt	Rk.	Team	Pt	
Individual Series Points after Stage 3				Team Series Points after Stage 3			
1.	James WHELAN	BLN	325 pt	1.	BLN	TEAM BRIDGELANE	567 pt
2.	Matt DINHAM	BLN	225 pt	2.	ITM	INFORM TMX MAKE	205 pt
3.	Chris HARPER	VAW	150 pt	3.	ACA	ARA PRO RACING SUNSHINE COAST	140 pt
4.	Rudy PORTER	ITM	100 pt	4.	CCS	CCS CYCLING	75 pt
5.	Blake QUICK	ITM	75 pt	5.	VAW	VILLAWOOD	50 pt
6.	Angus LYONS	ACA	75 pt	6.	NER	NERO CONTINENTAL	34 pt
7.	Luke DURBRIDGE	BEX	75 pt	7.	OLI	OLIVER'S RACING	25 pt
8.	Ben HILL	CCS	75 pt	8.	STG	ST GEORGE CONTINENTAL CYCLING TEAM	5 pt
9.	Callum SCOTSON	BEX	50 pt	9.	VAU	VA PRO RACING	1 pt
10.	Tim ROE	VAW	50 pt				
11.	Cameron SCOTT	ACA	50 pt				
12.	Brendan JOHNSTON	GRT	40 pt				
13.	Carter TURNBULL	ITM	30 pt				
14.	Cooper SAYERS	NER	25 pt				
15.	Brendon DAVIDS	OLI	20 pt				
16.	Kane RICHARDS	ACA	15 pt				
17.	Drew MOREY	BLN	10 pt				
18.	Ben CARMAN	NER	9 pt				
19.	Luke PLAPP	AUS	8 pt				
20.	Jean-Pierre VAN DER MERWE	BLN	7 pt				
21.	Tasman NANKERVIS	STG	5 pt				
22.	Richie PORTE	AUS	4 pt				
23.	Daniel LUKE	OLI	3 pt				
24.	Edwin BRITTS	OLI	2 pt				
25.	Dalton STRETTON	VAU	1 pt				

Timing / Data Processing / Photo-finish / GPS tracking | Event Timing Pty Ltd



#TDUFestival



tourdownunder.com.au