








HONORS - STAGE 3

09/04/2023 | Millstreet – Newmarket

STAGE RESULTS

| | | | |
|-------------------------------|---|-----|-----------------|
| Stage Winner | | 64 | Dominic JACKSON |
| General Classification Leader |  | 127 | Finn CROCKET |
| A2 Leader |  | 34 | Ewan WARREN |
| A3 Leader |  | 109 | Paul COLLINS |
| U23 Leader |  | 3 | Dean HARVEY |
| Junior Leader |  | 201 | Seth DUNWOODY |
| Points Classification Leader |  | 127 | Finn CROCKET |
| KOM Leader |  | 119 | Jenson YOUNG |
| Team Classification Leader | | - | ROKIT SRCT |

Timing / Data Processing / Photo-finish / GPS tracking | Pop Up Races

RESULTS - STAGE 3

09/04/2023 | Millstreet – Newmarket

Average speed: 39.92 km/h
Distance: 115 km

Organizer: Cycling Munster
Time limit (20%): 3h27'24"

| Rk. | Bib | Name | Grade | B/P | Gap | Rk. | Bib | Name | Grade | B/P | Gap |
|-----|-----|---------------------|--------|-----|----------|------|-----|----------------------|---------|-----|---------|
| 1. | 64 | Dominic JACKSON | 1. A1 | -5 | 2h52'50" | 61. | 50 | Peter MCLEAN | 50. A1 | | +6'11" |
| 2. | 11 | Daire FEELEY | 2. A1 | -3 | +20" | 62. | 20 | Benny CASSIDY | 6. A2 | | " |
| 3. | 13 | Mark DOWLING | 3. A1 | -1 | +40" | 63. | 47 | Bren BROEKAART | 51. A1 | | +6'13" |
| 4. | 101 | Luke SMITH | 4. A1 | | +43" | 64. | 37 | David CULLOTY | 7. A2 | | +6'15" |
| 5. | 100 | Aaron WADE* | 5. A1 | | +46" | 65. | 12 | Michell MCLAUGHLIN | 52. A1 | | +6'17" |
| 6. | 124 | Jamie MEEHAN | 6. A1 | | +48" | 66. | 99 | James DELANEY* | 8. A2 | | +6'26" |
| 7. | 127 | Finn CROCKET | 7. A1 | | " | 67. | 36 | Vladislav EVSEEV | 9. A2 | | +6'37" |
| 8. | 119 | Jenson YOUNG* | 8. A1 | | +50" | 68. | 139 | Conor HENNEBRY | 53. A1 | | +6'46" |
| 9. | 117 | Tom WILLIAMS* | 9. A1 | | " | 69. | 26 | Sam MOLONEY* | 10. A2 | | " |
| 10. | 3 | Dean HARVEY* | 10. A1 | | " | 70. | 140 | Conal SCULLY* | 54. A1 | | " |
| 11. | 120 | Matthew WARHURST | 11. A1 | | +56" | 71. | 135 | Harvey STROH* | 55. A1 | | +6'54" |
| 12. | 81 | Joe BROOKES* | 12. A1 | | +58" | 72. | 128 | Will DYKES* | 56. A1 | | +7'30" |
| 13. | 201 | Seth DUNWOODY* | 1. JNR | | +1'10" | 73. | 111 | Ronan GRIMES | 57. A1 | | +7'36" |
| 14. | 34 | Ewan WARREN* | 1. A2 | | " | 74. | 223 | Cameron ADAM* | 7. JNR | | +8'07" |
| 15. | 134 | James NICHOLSON | 13. A1 | | +1'17" | 75. | 152 | Carl JOLLY | 58. A1 | | +8'43" |
| 16. | 31 | Darnell MOORE | 14. A1 | | " | 76. | 86 | Lorcan DALY* | 11. A2 | | +9'07" |
| 17. | 57 | Damien CLAYTON | 15. A1 | | " | 77. | 118 | Joe BECKINGSALE | 59. A1 | | +10'31" |
| 18. | 29 | Finn MCHENRY* | 16. A1 | | +1'30" | 78. | 116 | Scott REDDING | 60. A1 | | " |
| 19. | 132 | Benjamin FISH | 17. A1 | | +1'35" | 79. | 216 | Mario GORDILLIO* | 8. JNR | | " |
| 20. | 61 | Tobias DAHLHAUS | 18. A1 | | " | 80. | 146 | Ruairi BYRNE* | 12. A2 | | " |
| 21. | 1 | Lindsay WATSON | 19. A1 | | +1'42" | 81. | 38 | Diarmuid O'BRIEN | 61. A1 | | " |
| 22. | 17 | Mark O'DONOVAN | 20. A1 | | +2'22" | 82. | 148 | Eoin KELLY* | 62. A1 | | " |
| 23. | 151 | Archie CROSS | 21. A1 | | +2'59" | 83. | 130 | Conal DAVIDSON* | 63. A1 | | " |
| 24. | 133 | Jamie PULLEN* | 22. A1 | | +3'12" | 84. | 136 | Matteo CIGALA | 64. A1 | | +10'49" |
| 25. | 79 | Leo DOYLE | 23. A1 | | +3'17" | 85. | 56 | Irfan ZAMAN* | 65. A1 | | +11'39" |
| 26. | 205 | Samuel COLEMAN* | 2. JNR | | +3'20" | 86. | 102 | Fergus KEOGH | 66. A1 | | +11'42" |
| 27. | 60 | Joe WILSON* | 24. A1 | | +3'32" | 87. | 137 | Matthew DEVINS* | 67. A1 | | +13'28" |
| 28. | 5 | John BULLER | 25. A1 | | +3'44" | 88. | 123 | Darragh MCCARTER | 68. A1 | | " |
| 29. | 59 | Sam KETTLEWELL* | 26. A1 | | +4'24" | 89. | 105 | James MCENEANEY | 13. A2 | | +14'08" |
| 30. | 87 | Sam BOLGER* | 2. A2 | | " | 90. | 76 | Simon RYAN | 69. A1 | | +14'31" |
| 31. | 84 | Aaron MANSELL* | 27. A1 | | +4'47" | 91. | 141 | Cathal MOYNIHAN | 70. A1 | | " |
| 32. | 63 | Stephen MAXWELL | 28. A1 | | +5'04" | 92. | 39 | Toni STOJANOV | 71. A1 | | +14'57" |
| 33. | 206 | Adam RAFFERTY* | 3. JNR | | +5'10" | 93. | 49 | Paul DOHERTY | 14. A2 | | +15'51" |
| 34. | 4 | Gareth O NEILL | 29. A1 | | +5'24" | 94. | 41 | Karl BENSON | 15. A2 | | +16'13" |
| 35. | 58 | Matthew HOULBERG* | 30. A1 | | +5'30" | 95. | 211 | Michael COLLINS* | 9. JNR | | +17'38" |
| 36. | 89 | Aaron QUINN* | 31. A1 | | " | 96. | 204 | Patrick CASEY* | 10. JNR | | +18'08" |
| 37. | 70 | Keane RYAN | 32. A1 | | +5'32" | 97. | 131 | James AMBROSE-PARISH | 72. A1 | | +18'40" |
| 38. | 215 | Cal TUTTY* | 4. JNR | | " | 98. | 154 | Ryan KLEIN | 73. A1 | | +18'54" |
| 39. | 96 | Ronan KILLEEN | 33. A1 | | " | 99. | 65 | Robin MOULD | 16. A2 | | " |
| 40. | 104 | Aaron RAFFERTY | 34. A1 | | " | 100. | 19 | Feidhlim DIGNAN | 17. A2 | | +18'55" |
| 41. | 150 | Jordan LUKE* | 35. A1 | | +5'50" | 101. | 21 | James O'SULLIVAN | 74. A1 | | +18'58" |
| 42. | 85 | Rowan SCHAACK* | 36. A1 | | +5'52" | 102. | 202 | Liam O' BRIEN* | 11. JNR | | +19'02" |
| 43. | 90 | Sean LENEHAN* | 37. A1 | | +5'54" | 103. | 30 | Bryan GEARY | 75. A1 | | +19'24" |
| 44. | 35 | Adam GILENSEN* | 3. A2 | | " | 104. | 149 | Sean LANDERS | 76. A1 | | +19'35" |
| 45. | 203 | Quillan DONNELLY* | 5. JNR | | " | 105. | 52 | Jarlath HASSETT | 77. A1 | | +19'39" |
| 46. | 14 | Richard MAES | 38. A1 | | " | 106. | 112 | Eoin AHERN | 18. A2 | | " |
| 47. | 110 | Joel LUKE | 39. A1 | | +6'01" | 107. | 155 | Dominic SCHILS | 78. A1 | | +19'43" |
| 48. | 18 | Mark PINFIELD | 40. A1 | | " | 108. | 214 | Dara MCGHEE* | 12. JNR | | " |
| 49. | 121 | Anders FYNBO | 41. A1 | | +6'04" | 109. | 40 | Jamie PHILIPS | 19. A2 | | +19'50" |
| 50. | 62 | Thomas SPRINGBETT | 42. A1 | | " | 110. | 138 | Sean HAHESSY | 79. A1 | | +19'54" |
| 51. | 226 | Benjamin KENNEDY* | 6. JNR | | +6'05" | 111. | 42 | Anthony WALSH | 80. A1 | | " |
| 52. | 6 | Liam CROWLEY* | 43. A1 | | +6'06" | 112. | 78 | Daniel BRESLIN | 81. A1 | | " |
| 53. | 153 | Charlie LECAILLE | 44. A1 | | " | 113. | 68 | Conor HALVEY | 82. A1 | | " |
| 54. | 66 | Fergus CALLAGHAN | 45. A1 | | " | 114. | 69 | Mark MCGINLEY | 83. A1 | | " |
| 55. | 51 | Michael GAMMELL* | 4. A2 | | " | 115. | 108 | Padraig O'SULLIVAN | 84. A1 | | " |
| 56. | 15 | Tim WALTON | 46. A1 | | " | 116. | 95 | Graham O'BRIEN | 85. A1 | | " |
| 57. | 27 | Mark SHANNON | 47. A1 | | " | 117. | 74 | Ronan BURKE | 86. A1 | | +20'49" |
| 58. | 32 | Odhran DOOGAN* | 48. A1 | | " | 118. | 107 | Bryan NOLAN | 20. A2 | | +21'37" |
| 59. | 125 | Chris DONALD* | 5. A2 | | " | 119. | 109 | Paul COLLINS | 1. A3 | | " |
| 60. | 7 | Patrick O'LOUGHLIN* | 49. A1 | | " | 120. | 48 | James LYNCH | 21. A2 | | +21'55" |

Timing / Data Processing / Photo-finish / GPS tracking | Pop Up Races

RESULTS - STAGE 3

09/04/2023 | Millstreet – Newmarket

Average speed: 39.92 km/h
Distance: 115 km

Organizer: Cycling Munster
Time limit (20%): 3h27'24"

| Rk. | Bib | Name | Grade | B/P | Gap | Rk. | Bib | Name | Grade | B/P | Gap |
|------|-----|----------------------|---------|-----|---------|-----|-----|------|-------|-----|-----|
| 121. | 77 | Evaldas STANKEVICIUS | 87. A1 | | +23'02" | | | | | | |
| 122. | 129 | Keir GAFFNEY* | 88. A1 | | +24'32" | | | | | | |
| 123. | 8 | Ben MURPHY* | 22. A2 | | +24'42" | | | | | | |
| 124. | 113 | Ronan O'FLYNN | 23. A2 | | +25'03" | | | | | | |
| 125. | 147 | Jason KENNY | 89. A1 | | +26'08" | | | | | | |
| 126. | 91 | Shane SPELLLMAN | 2. A3 | | +26'12" | | | | | | |
| 127. | 71 | Cillian MURPHY | 90. A1 | | +26'36" | | | | | | |
| 128. | 54 | Senan TUBRIDY* | 24. A2 | | " | | | | | | |
| 129. | 72 | Derek JOYCE | 3. A3 | | " | | | | | | |
| 130. | 55 | Ger TROY | 25. A2 | | +26'43" | | | | | | |
| 131. | 114 | Padraic O'FLYNN | 26. A2 | | +28'12" | | | | | | |
| 132. | 80 | Matt GRIFFIN* | 4. A3 | | +30'10" | | | | | | |
| 133. | 88 | Ewan BUCKLEY* | 5. A3 | | " | | | | | | |
| 134. | 106 | Damien CULHANE | 27. A2 | | " | | | | | | |
| 135. | 225 | Thomas WISHDISH* | 13. JNR | | " | | | | | | |
| 136. | 73 | Conor GATH | 28. A2 | | " | | | | | | |
| 137. | 28 | Derry MCNAMARA | 29. A2 | | " | | | | | | |
| DNF | 46 | Paul KENNEDY | A1 | | | | | | | | |
| DNF | 53 | Enda MURRAY | A1 | | | | | | | | |
| DNF | 67 | Sean GALLAGHER* | A2 | | | | | | | | |
| DNF | 83 | Charlie GENNER* | A1 | | | | | | | | |
| DNF | 97 | Alan LYNE | A2 | | | | | | | | |
| DNF | 126 | Craig PATERSON* | A1 | | | | | | | | |
| DNF | 212 | Eoghan LATTIMORE* | JNR | | | | | | | | |
| DNF | 213 | Seán TARRANT* | JNR | | | | | | | | |
| DNS | 2 | Matty TEGGART | A1 | | | | | | | | |
| DNS | 9 | Daniel VON HIN* | A1 | | | | | | | | |
| DNS | 10 | Kieran HULL* | A2 | | | | | | | | |
| DNS | 16 | Eoin ALLEN | A1 | | | | | | | | |
| DNS | 22 | Ronan DUGGAN | A3 | | | | | | | | |
| DNS | 23 | Hugh MCSWINEY | A2 | | | | | | | | |
| DNS | 24 | Eoin CLIFFORD | A3 | | | | | | | | |
| DNS | 25 | Dave MURPHY | A3 | | | | | | | | |
| DNS | 33 | Robert KENNEDY | A2 | | | | | | | | |
| DNS | 43 | David GORDON | A2 | | | | | | | | |
| DNS | 44 | David BRENNAN | A2 | | | | | | | | |
| DNS | 75 | David CONNOLLY | A3 | | | | | | | | |
| DNS | 82 | Patrick FOTHERINGHAM | A1 | | | | | | | | |
| DNS | 92 | Frank DOHERTY | A3 | | | | | | | | |
| DNS | 93 | Mark MCGLYNN* | A3 | | | | | | | | |
| DNS | 94 | Gordon MORRIS | A3 | | | | | | | | |
| DNS | 98 | Jack LYNE* | A2 | | | | | | | | |
| DNS | 103 | Shane SMITH | A1 | | | | | | | | |
| DNS | 115 | Luke MCMULLAN | A3 | | | | | | | | |
| DNS | 122 | Andre GRENNELL | A1 | | | | | | | | |
| DNS | 142 | Tom MORIARTY* | A2 | | | | | | | | |
| DNS | 143 | Niall MCCARRON | A3 | | | | | | | | |
| DNS | 144 | Sean FLAHIVE | A3 | | | | | | | | |
| DNS | 145 | Vinny O'LEARY | A3 | | | | | | | | |
| DNS | 221 | Cormac MCCONVILLE* | JNR | | | | | | | | |
| DNS | 222 | Robert SMART* | JNR | | | | | | | | |
| DNS | 224 | Stephen SHEEHAN* | JNR | | | | | | | | |

Did not start: 27
Out of time limit: 0
Disqualified: 0
Did not finish: 8

GENERAL CLASSIFICATION - STAGE 3

09/04/2023 | Millstreet – Newmarket

Average speed: 41.84 km/h
Total distance: 306 km

| Rk. | Bib | Name | Grade | Gap | Rk. | Bib | Name | Grade | Gap |
|-----|-----|---------------------|--------|----------|------|-----|----------------------|---------|---------|
| 1. | 127 | Finn CROCKET | 1. A1 | 7h18'45" | 61. | 36 | Vladislav EVSEEV | 8. A2 | +8'23" |
| 2. | 3 | Dean HARVEY* | 2. A1 | +4" | 62. | 111 | Ronan GRIMES | 50. A1 | +8'38" |
| 3. | 34 | Ewan WARREN* | 1. A2 | +28" | 63. | 152 | Carl JOLLY | 51. A1 | +9'45" |
| 4. | 64 | Dominic JACKSON | 3. A1 | +57" | 64. | 153 | Charlie LECAILLE | 52. A1 | +11'08" |
| 5. | 11 | Daire FEELEY | 4. A1 | +1'19" | 65. | 116 | Scott REDDING | 53. A1 | +11'33" |
| 6. | 120 | Matthew WARHURST | 5. A1 | +1'23" | 66. | 118 | Joe BECKINGSALE | 54. A1 | " |
| 7. | 13 | Mark DOWLING | 6. A1 | +1'41" | 67. | 146 | Ruairi BYRNE* | 9. A2 | " |
| 8. | 57 | Damien CLAYTON | 7. A1 | +1'44" | 68. | 136 | Matteo CIGALA | 55. A1 | +11'51" |
| 9. | 101 | Luke SMITH | 8. A1 | +1'45" | 69. | 102 | Fergus KEOGH | 56. A1 | +12'44" |
| 10. | 100 | Aaron WADE* | 9. A1 | +1'48" | 70. | 203 | Quillan DONNELLY* | 5. JNR | +13'17" |
| 11. | 124 | Jamie MEEHAN | 10. A1 | +1'50" | 71. | 56 | Irfan ZAMAN* | 57. A1 | +14'20" |
| 12. | 117 | Tom WILLIAMS* | 11. A1 | +1'52" | 72. | 137 | Matthew DEVINS* | 58. A1 | +14'30" |
| 13. | 119 | Jenson YOUNG* | 12. A1 | " | 73. | 105 | James MCENEANEY | 10. A2 | +15'10" |
| 14. | 81 | Joe BROOKES* | 13. A1 | +2'00" | 74. | 123 | Darragh MCCARTER | 59. A1 | +15'32" |
| 15. | 1 | Lindsay WATSON | 14. A1 | +2'09" | 75. | 76 | Simon RYAN | 60. A1 | +15'33" |
| 16. | 201 | Seth DUNWOODY* | 1. JNR | +2'12" | 76. | 18 | Mark PINFIELD | 61. A1 | +16'40" |
| 17. | 134 | James NICHOLSON | 15. A1 | +2'19" | 77. | 41 | Karl BENSON | 11. A2 | +17'15" |
| 18. | 31 | Darnell MOORE | 16. A1 | " | 78. | 6 | Liam CROWLEY* | 62. A1 | +18'09" |
| 19. | 29 | Finn MCHENRY* | 17. A1 | +2'32" | 79. | 204 | Patrick CASEY* | 6. JNR | +19'10" |
| 20. | 132 | Benjamin FISH | 18. A1 | +2'37" | 80. | 26 | Sam MOLONEY* | 12. A2 | +19'45" |
| 21. | 61 | Tobias DAHLHAUS | 19. A1 | " | 81. | 65 | Robin MOULD | 13. A2 | +19'56" |
| 22. | 17 | Mark O'DONOVAN | 20. A1 | +3'24" | 82. | 202 | Liam O' BRIEN* | 7. JNR | +20'04" |
| 23. | 151 | Archie CROSS | 21. A1 | +4'01" | 83. | 130 | Conal DAVIDSON* | 63. A1 | +20'09" |
| 24. | 133 | Jamie PULLEN* | 22. A1 | +4'14" | 84. | 68 | Conor HALVEY | 64. A1 | +20'56" |
| 25. | 79 | Leo DOYLE | 23. A1 | +4'19" | 85. | 138 | Sean HAHESSY | 65. A1 | " |
| 26. | 205 | Samuel COLEMAN* | 2. JNR | +4'21" | 86. | 131 | James AMBROSE-PARISH | 66. A1 | +23'39" |
| 27. | 60 | Joe WILSON* | 24. A1 | +4'34" | 87. | 226 | Benjamin KENNEDY* | 8. JNR | +23'48" |
| 28. | 5 | John BULLER | 25. A1 | +4'43" | 88. | 66 | Fergus CALLAGHAN | 67. A1 | +23'49" |
| 29. | 59 | Sam KETTLEWELL* | 26. A1 | +5'26" | 89. | 20 | Benny CASSIDY | 14. A2 | +23'54" |
| 30. | 87 | Sam BOLGER* | 2. A2 | " | 90. | 47 | Bren BROEKAART | 68. A1 | +23'56" |
| 31. | 84 | Aaron MANSELL* | 27. A1 | +5'49" | 91. | 128 | Will DYKES* | 69. A1 | +25'44" |
| 32. | 63 | Stephen MAXWELL | 28. A1 | +6'06" | 92. | 223 | Cameron ADAM* | 9. JNR | +25'50" |
| 33. | 206 | Adam RAFFERTY* | 3. JNR | +6'12" | 93. | 147 | Jason KENNY | 70. A1 | +26'35" |
| 34. | 4 | Gareth O NEILL | 29. A1 | +6'26" | 94. | 155 | Dominic SCHILS | 71. A1 | +27'06" |
| 35. | 58 | Matthew HOULBERG* | 30. A1 | +6'32" | 95. | 148 | Eoin KELLY* | 72. A1 | +27'12" |
| 36. | 89 | Aaron QUINN* | 31. A1 | " | 96. | 69 | Mark MCGINLEY | 73. A1 | +27'17" |
| 37. | 215 | Cal TUTTY* | 4. JNR | +6'34" | 97. | 71 | Cillian MURPHY | 74. A1 | +27'38" |
| 38. | 70 | Keane RYAN | 32. A1 | " | 98. | 150 | Jordan LUKE* | 75. A1 | +27'41" |
| 39. | 85 | Rowan SCHAACK* | 33. A1 | +6'54" | 99. | 86 | Lorcan DALY* | 15. A2 | +27'46" |
| 40. | 14 | Richard MAES | 34. A1 | +6'56" | 100. | 149 | Sean LANDERS | 76. A1 | +27'53" |
| 41. | 90 | Sean LENEHAN* | 35. A1 | " | 101. | 39 | Toni STOJANOV | 77. A1 | +32'40" |
| 42. | 35 | Adam GILSENSEN* | 3. A2 | " | 102. | 141 | Cathal MOYNIHAN | 78. A1 | +35'39" |
| 43. | 62 | Thomas SPRINGBETT | 36. A1 | +6'57" | 103. | 154 | Ryan KLEIN | 79. A1 | +36'37" |
| 44. | 96 | Ronan KILLEEN | 37. A1 | +7'02" | 104. | 30 | Bryan GEARY | 80. A1 | +37'07" |
| 45. | 121 | Anders FYNBO | 38. A1 | +7'06" | 105. | 112 | Eoin AHERN | 16. A2 | +37'22" |
| 46. | 32 | Odhran DOOGAN* | 39. A1 | +7'08" | 106. | 108 | Padraig O'SULLIVAN | 81. A1 | +37'28" |
| 47. | 7 | Patrick O'LOUGHLIN* | 40. A1 | " | 107. | 42 | Anthony WALSH | 82. A1 | +37'37" |
| 48. | 27 | Mark SHANNON | 41. A1 | " | 108. | 129 | Keir GAFFNEY* | 83. A1 | +39'46" |
| 49. | 125 | Chris DONALD* | 4. A2 | " | 109. | 214 | Dara MCGHEE* | 10. JNR | +40'26" |
| 50. | 51 | Michael GAMMELL* | 5. A2 | " | 110. | 211 | Michael COLLINS* | 11. JNR | +40'31" |
| 51. | 15 | Tim WALTON | 42. A1 | " | 111. | 52 | Jarlath HASSETT | 84. A1 | +40'47" |
| 52. | 50 | Peter MCLEAN | 43. A1 | +7'13" | 112. | 38 | Diarmuid O'BRIEN | 85. A1 | +40'50" |
| 53. | 37 | David CULLOTY | 6. A2 | +7'17" | 113. | 216 | Mario GORDILLIO* | 12. JNR | +41'02" |
| 54. | 12 | Michell MCLAUGHLIN | 44. A1 | +7'19" | 114. | 113 | Ronan O'FLYNN | 17. A2 | +42'46" |
| 55. | 110 | Joel LUKE | 45. A1 | +7'24" | 115. | 49 | Paul DOHERTY | 18. A2 | +43'37" |
| 56. | 99 | James DELANEY* | 7. A2 | +7'28" | 116. | 77 | Evaldas STANKEVICIUS | 86. A1 | +48'27" |
| 57. | 104 | Aaron RAFFERTY | 46. A1 | +7'36" | 117. | 19 | Feidhlim DIGNAN | 19. A2 | +49'14" |
| 58. | 140 | Conal SCULLY* | 47. A1 | +7'48" | 118. | 21 | James O'SULLIVAN | 87. A1 | +49'17" |
| 59. | 139 | Conor HENNEBRY | 48. A1 | " | 119. | 74 | Ronan BURKE | 88. A1 | +49'40" |
| 60. | 135 | Harvey STROH* | 49. A1 | +7'56" | 120. | 40 | Jamie PHILIPS | 20. A2 | +50'09" |

Timing / Data Processing / Photo-finish / GPS tracking | Pop Up Races

GENERAL CLASSIFICATION - STAGE 3

09/04/2023 | Millstreet – Newmarket

Average speed: 41.84 km/h

Total distance: 306 km

| Rk. | Bib | Name | Grade | Gap | | Rk. | Bib | Name | Grade | Gap |
|------|-----|------------------|---------|-----------|--|-----|-----|------|-------|-----|
| 121. | 95 | Graham O'BRIEN | 89. A1 | +50'13" | | | | | | |
| 122. | 78 | Daniel BRESLIN | 90. A1 | +50'25" | | | | | | |
| 123. | 73 | Conor GATH | 21. A2 | +51'18" | | | | | | |
| 124. | 109 | Paul COLLINS | 1. A3 | +51'56" | | | | | | |
| 125. | 48 | James LYNCH | 22. A2 | +52'14" | | | | | | |
| 126. | 107 | Bryan NOLAN | 23. A2 | +52'20" | | | | | | |
| 127. | 8 | Ben MURPHY* | 24. A2 | +55'01" | | | | | | |
| 128. | 91 | Shane SPELLMAN | 2. A3 | +56'31" | | | | | | |
| 129. | 72 | Derek JOYCE | 3. A3 | +56'55" | | | | | | |
| 130. | 54 | Senan TUBRIDY* | 25. A2 | " | | | | | | |
| 131. | 55 | Ger TROY | 26. A2 | +57'36" | | | | | | |
| 132. | 114 | Padraic O'FLYNN | 27. A2 | +58'31" | | | | | | |
| 133. | 88 | Ewan BUCKLEY* | 4. A3 | +1h00'29" | | | | | | |
| 134. | 28 | Derry MCNAMARA | 28. A2 | " | | | | | | |
| 135. | 225 | Thomas WISHDISH* | 13. JNR | +1h03'01" | | | | | | |
| 136. | 106 | Damien CULHANE | 29. A2 | +1h12'59" | | | | | | |
| 137. | 80 | Matt GRIFFIN* | 5. A3 | +1h13'03" | | | | | | |

Timing / Data Processing / Photo-finish / GPS tracking | Pop Up Races

POINTS CLASSIFICATION - STAGE 3

09/04/2023 | Millstreet – Newmarket

| Rk. | Bib | Name | Pts | Rk. | Bib | Name | Pts |
|--------------------------------------|-----|-----------------|-------|---|-----|--------------------|-------|
| Millstreet – Newmarket - Finish line | | | | Overall Points Classification after Stage 3 | | | |
| 1. | 64 | Dominic JACKSON | 15 pt | 1. | 127 | Finn CROCKET | 19 pt |
| 2. | 11 | Daire FEELEY | 12 pt | 2. | 64 | Dominic JACKSON | 15 pt |
| 3. | 13 | Mark DOWLING | 10 pt | 3. | 62 | Thomas SPRINGBETT | 15 pt |
| 4. | 101 | Luke SMITH | 8 pt | 4. | 3 | Dean HARVEY | 13 pt |
| 5. | 100 | Aaron WADE | 6 pt | 5. | 5 | John BULLER | 13 pt |
| 6. | 124 | Jamie MEEHAN | 5 pt | 6. | 11 | Daire FEELEY | 12 pt |
| 7. | 127 | Finn CROCKET | 4 pt | 7. | 34 | Ewan WARREN | 10 pt |
| 8. | 119 | Jenson YOUNG | 3 pt | 8. | 13 | Mark DOWLING | 10 pt |
| 9. | 117 | Tom WILLIAMS | 2 pt | 9. | 205 | Samuel COLEMAN | 10 pt |
| 10. | 3 | Dean HARVEY | 1 pt | 10. | 101 | Luke SMITH | 8 pt |
| | | | | 11. | 68 | Conor HALVEY | 8 pt |
| | | | | 12. | 147 | Jason KENNY | 8 pt |
| | | | | 13. | 120 | Matthew WARHURST | 6 pt |
| | | | | 14. | 100 | Aaron WADE | 6 pt |
| | | | | 15. | 7 | Patrick O'LOUGHLIN | 6 pt |
| | | | | 16. | 57 | Damien CLAYTON | 5 pt |
| | | | | 17. | 124 | Jamie MEEHAN | 5 pt |
| | | | | 18. | 117 | Tom WILLIAMS | 5 pt |
| | | | | 19. | 32 | Odhran DOOGAN | 5 pt |
| | | | | 20. | 116 | Scott REDDING | 5 pt |
| | | | | 21. | 1 | Lindsay WATSON | 4 pt |
| | | | | 22. | 60 | Joe WILSON | 4 pt |
| | | | | 23. | 119 | Jenson YOUNG | 3 pt |
| | | | | 24. | 118 | Joe BECKINGSALE | 2 pt |
| | | | | 25. | 136 | Matteo CIGALA | 1 pt |

MOUNTAIN CLASSIFICATION - STAGE 3

09/04/2023 | Millstreet – Newmarket

| Rk. | Bib | Name | Pts | Rk. | Bib | Name | Pts |
|--|-----|-----------------|-------|--|-----|------------------|-------|
| Kilmeedy - 74.1 km (Cat. 1) | | | | Overall Mountain Classification after Stage 3 | | | |
| 1. | 3 | Dean HARVEY | 20 pt | 1. | 119 | Jenson YOUNG | 50 pt |
| 2. | 127 | Finn CROCKET | 15 pt | 2. | 64 | Dominic JACKSON | 43 pt |
| 3. | 119 | Jenson YOUNG | 11 pt | 3. | 3 | Dean HARVEY | 43 pt |
| 4. | 64 | Dominic JACKSON | 8 pt | 4. | 127 | Finn CROCKET | 41 pt |
| 5. | 11 | Daire FEELEY | 6 pt | 5. | 11 | Daire FEELEY | 31 pt |
| 6. | 117 | Tom WILLIAMS | 5 pt | 6. | 132 | Benjamin FISH | 23 pt |
| Mushera - 90.2 km (Cat. 2) | | | | 7. | 140 | Conal SCULLY | 22 pt |
| 1. | 64 | Dominic JACKSON | 15 pt | 8. | 100 | Aaron WADE | 21 pt |
| 2. | 132 | Benjamin FISH | 11 pt | 9. | 117 | Tom WILLIAMS | 18 pt |
| 3. | 119 | Jenson YOUNG | 8 pt | 10. | 151 | Archie CROSS | 15 pt |
| 4. | 101 | Luke SMITH | 6 pt | 11. | 34 | Ewan WARREN | 14 pt |
| 5. | 117 | Tom WILLIAMS | 5 pt | 12. | 101 | Luke SMITH | 14 pt |
| Kerryman's Table - Finish Line (Cat. 1) | | | | 13. | 13 | Mark DOWLING | 11 pt |
| 1. | 64 | Dominic JACKSON | 20 pt | 14. | 58 | Matthew HOULBERG | 8 pt |
| 2. | 11 | Daire FEELEY | 15 pt | 15. | 202 | Liam O' BRIEN | 6 pt |
| 3. | 13 | Mark DOWLING | 11 pt | 16. | 124 | Jamie MEEHAN | 5 pt |
| 4. | 101 | Luke SMITH | 8 pt | 17. | 201 | Seth DUNWOODY | 5 pt |
| 5. | 100 | Aaron WADE | 6 pt | 18. | 204 | Patrick CASEY | 5 pt |
| 6. | 124 | Jamie MEEHAN | 5 pt | | | | |

Timing / Data Processing / Photo-finish / GPS tracking | Pop Up Races

U23 CLASSIFICATION - STAGE 3

09/04/2023 | Millstreet – Newmarket

| Rk. | Bib | Name | B | Gap | Rk. | Bib | Name | Gap | |
|-----------------------------------|-----|--------------------|---|----------|---|-----|--------------------|-----------|--|
| U23 Classification Stage 3 | | | | | Overall U23 Classification after Stage 3 | | | | |
| 1. | 100 | Aaron WADE | | 2h53'36" | 1. | 3 | Dean HARVEY | 7h18'49" | |
| 2. | 119 | Jenson YOUNG | | +4" | 2. | 34 | Ewan WARREN | +24" | |
| 3. | 117 | Tom WILLIAMS | | +4" | 3. | 100 | Aaron WADE | +1'44" | |
| 4. | 3 | Dean HARVEY | | +4" | 4. | 117 | Tom WILLIAMS | +1'48" | |
| 5. | 81 | Joe BROOKES | | +12" | 5. | 119 | Jenson YOUNG | +1'48" | |
| 6. | 34 | Ewan WARREN | | +24" | 6. | 81 | Joe BROOKES | +1'56" | |
| 7. | 29 | Finn MCHENRY | | +44" | 7. | 29 | Finn MCHENRY | +2'28" | |
| 8. | 133 | Jamie PULLEN | | +2'26" | 8. | 133 | Jamie PULLEN | +4'10" | |
| 9. | 60 | Joe WILSON | | +2'46" | 9. | 60 | Joe WILSON | +4'30" | |
| 10. | 59 | Sam KETTLEWELL | | +3'38" | 10. | 59 | Sam KETTLEWELL | +5'22" | |
| 11. | 87 | Sam BOLGER | | +3'38" | 11. | 87 | Sam BOLGER | +5'22" | |
| 12. | 84 | Aaron MANSELL | | +4'01" | 12. | 84 | Aaron MANSELL | +5'45" | |
| 13. | 58 | Matthew HOULBERG | | +4'44" | 13. | 58 | Matthew HOULBERG | +6'28" | |
| 14. | 89 | Aaron QUINN | | +4'44" | 14. | 89 | Aaron QUINN | +6'28" | |
| 15. | 150 | Jordan LUKE | | +5'04" | 15. | 85 | Rowan SCHAACK | +6'50" | |
| 16. | 85 | Rowan SCHAACK | | +5'06" | 16. | 90 | Sean LENEHAN | +6'52" | |
| 17. | 90 | Sean LENEHAN | | +5'08" | 17. | 35 | Adam GILSENSEN | +6'52" | |
| 18. | 35 | Adam GILSENSEN | | +5'08" | 18. | 32 | Odhran DOOGAN | +7'04" | |
| 19. | 6 | Liam CROWLEY | | +5'20" | 19. | 7 | Patrick O'LOUGHLIN | +7'04" | |
| 20. | 51 | Michael GAMMELL | | +5'20" | 20. | 125 | Chris DONALD | +7'04" | |
| 21. | 32 | Odhran DOOGAN | | +5'20" | 21. | 51 | Michael GAMMELL | +7'04" | |
| 22. | 125 | Chris DONALD | | +5'20" | 22. | 99 | James DELANEY | +7'24" | |
| 23. | 7 | Patrick O'LOUGHLIN | | +5'20" | 23. | 140 | Conal SCULLY | +7'44" | |
| 24. | 99 | James DELANEY | | +5'40" | 24. | 135 | Harvey STROH | +7'52" | |
| 25. | 26 | Sam MOLONEY | | +6'00" | 25. | 146 | Ruairi BYRNE | +11'29" | |
| 26. | 140 | Conal SCULLY | | +6'00" | 26. | 56 | Irfan ZAMAN | +14'16" | |
| 27. | 135 | Harvey STROH | | +6'08" | 27. | 137 | Matthew DEVINS | +14'26" | |
| 28. | 128 | Will DYKES | | +6'44" | 28. | 6 | Liam CROWLEY | +18'05" | |
| 29. | 86 | Lorcan DALY | | +8'21" | 29. | 26 | Sam MOLONEY | +19'41" | |
| 30. | 146 | Ruairi BYRNE | | +9'45" | 30. | 130 | Conal DAVIDSON | +20'05" | |
| 31. | 148 | Eoin KELLY | | +9'45" | 31. | 128 | Will DYKES | +25'40" | |
| 32. | 130 | Conal DAVIDSON | | +9'45" | 32. | 148 | Eoin KELLY | +27'08" | |
| 33. | 56 | Irfan ZAMAN | | +10'53" | 33. | 150 | Jordan LUKE | +27'37" | |
| 34. | 137 | Matthew DEVINS | | +12'42" | 34. | 86 | Lorcan DALY | +27'42" | |
| 35. | 129 | Keir GAFFNEY | | +23'46" | 35. | 129 | Keir GAFFNEY | +39'42" | |
| 36. | 8 | Ben MURPHY | | +23'56" | 36. | 8 | Ben MURPHY | +54'57" | |
| 37. | 54 | Senan TUBRIDY | | +25'50" | 37. | 54 | Senan TUBRIDY | +56'51" | |
| 38. | 80 | Matt GRIFFIN | | +29'24" | 38. | 80 | Ewan BUCKLEY | +1h00'25" | |
| 39. | 88 | Ewan BUCKLEY | | +29'24" | 39. | 88 | Matt GRIFFIN | +1h12'59" | |

Timing / Data Processing / Photo-finish / GPS tracking | Pop Up Races

JUNIOR CLASSIFICATION - STAGE 3

09/04/2023 | Millstreet – Newmarket

| Rk. | Bib | Name | B | Gap | Rk. | Bib | Name | Gap |
|--------------------------------------|-----|------------------|---|----------|--|-----|------------------|-----------|
| Junior Classification Stage 3 | | | | | Junior Classification after Stage 3 | | | |
| 1. | 201 | Seth DUNWOODY | | 2h54'00" | 1. | 201 | Seth DUNWOODY | 7h20'57" |
| 2. | 205 | Samuel COLEMAN | | +2'10" | 2. | 205 | Samuel COLEMAN | +2'09" |
| 3. | 206 | Adam RAFFERTY | | +4'00" | 3. | 206 | Adam RAFFERTY | +4'00" |
| 4. | 215 | Cal TUTTY | | +4'22" | 4. | 215 | Cal TUTTY | +4'22" |
| 5. | 203 | Quillan DONNELLY | | +4'44" | 5. | 203 | Quillan DONNELLY | +11'05" |
| 6. | 226 | Benjamin KENNEDY | | +4'55" | 6. | 204 | Patrick CASEY | +16'58" |
| 7. | 223 | Cameron ADAM | | +6'57" | 7. | 202 | Liam O' BRIEN | +17'52" |
| 8. | 216 | Mario GORDILLIO | | +9'21" | 8. | 226 | Benjamin KENNEDY | +21'36" |
| 9. | 211 | Michael COLLINS | | +16'28" | 9. | 223 | Cameron ADAM | +23'38" |
| 10. | 204 | Patrick CASEY | | +16'58" | 10. | 214 | Dara MCGHEE | +38'14" |
| 11. | 202 | Liam O' BRIEN | | +17'52" | 11. | 211 | Michael COLLINS | +38'19" |
| 12. | 214 | Dara MCGHEE | | +18'33" | 12. | 216 | Mario GORDILLIO | +38'50" |
| 13. | 225 | Thomas WISHDISH | | +29'00" | 13. | 225 | Thomas WISHDISH | +1h00'49" |

Timing / Data Processing / Photo-finish / GPS tracking | Pop Up Races

TEAM RESULTS - STAGE 3

09/04/2023 | Millstreet – Newmarket

| Rk. | Team | Time | Gap | Rk. | Team | Time | Gap |
|-----------------------------|---|----------|---------|--|---|-----------|-----------|
| Team Results Stage 3 | | | | Overall Team Classification after Stage 3 | | | |
| 1. | ROKIT SRCT | 8h41'06" | - | 1. | ROKIT SRCT | 22h01'22" | - |
| 2. | TAAP ENDURA | 8h44'34" | +3'28" | 2. | CYCLING ULSTER | 22h03'17" | +1'55" |
| 3. | CYCLING ULSTER | 8h44'46" | +3'40" | 3. | TAAP ENDURA | 22h05'25" | +4'03" |
| 4. | FORAN CCC | 8h45'09" | +4'03" | 4. | FORAN CCC | 22h05'56" | +4'34" |
| 5. | ALL HUMAN - VELO REVOLUTION | 8h45'24" | +4'18" | 5. | CALDWELL CYCLES TYRONE | 22h05'59" | +4'37" |
| 6. | CALDWELL CYCLES TYRONE | 8h46'51" | +5'45" | 6. | ALL HUMAN - VELO REVOLUTION | 22h06'15" | +4'53" |
| 7. | EMBARK SPIRIT BSS | 8h47'43" | +6'37" | 7. | EMBARK SPIRIT BSS | 22h07'59" | +6'37" |
| 8. | CYCLING IRELAND | 8h48'10" | +7'04" | 8. | CYCLING IRELAND | 22h09'01" | +7'39" |
| 9. | HALESOWEN A & CC-MAPEI | 8h50'07" | +9'01" | 9. | HALESOWEN A & CC-MAPEI | 22h10'58" | +9'36" |
| 10. | LUCAN CYCLING ROAD CLUB | 8h51'14" | +10'08" | 10. | SPELLMAN DUBLIN PORT CYCLING TEAM | 22h12'19" | +10'57" |
| 11. | SPELLMAN DUBLIN PORT CYCLING TEAM | 8h51'28" | +10'22" | 11. | LUCAN CYCLING ROAD CLUB | 22h12'33" | +11'11" |
| 12. | CRIMMINS HOWARD BURREN CC | 8h52'52" | +11'46" | 12. | KILLARNEY CYCLING CLUB, TEAM A | 22h15'09" | +13'47" |
| 13. | BLARNEY CYCLING CLUB (A) | 8h53'04" | +11'58" | 13. | MONALTY CC | 22h17'18" | +15'56" |
| 14. | KILLARNEY CYCLING CLUB, TEAM A | 8h54'18" | +13'12" | 14. | VELO SCHILS – INTERBIKE RT | 22h21'09" | +19'47" |
| 15. | VELO SCHILS – INTERBIKE RT | 8h56'18" | +15'12" | 15. | TEAM DAN MORRISSEY PRIMOR BY PISSEI | 22h23'42" | +22'20" |
| 16. | MONALTY CC | 8h56'27" | +15'21" | 16. | CRIMMINS HOWARD BURREN CC | 22h25'40" | +24'18" |
| 17. | SPOKES RACING TEAM U23 | 8h57'19" | +16'13" | 17. | SPOKES RACING TEAM U23 | 22h26'00" | +24'38" |
| 18. | CAREMARK - MCLOUGHLIN ARCHITECTURE | 9h01'53" | +20'47" | 18. | UCD | 22h29'23" | +28'01" |
| 19. | TEAM DAN MORRISSEY PRIMOR BY PISSEI | 9h02'51" | +21'45" | 19. | FOUR MASTERS CYCLING CLUB | 22h37'14" | +35'52" |
| 20. | UCD | 9h05'22" | +24'16" | 20. | CAREMARK - MCLOUGHLIN ARCHITECTURE | 22h40'09" | +38'47" |
| 21. | CHALLENGE CC | 9h06'45" | +25'39" | 21. | BLARNEY CYCLING CLUB (A) | 22h40'13" | +38'51" |
| 22. | FOUR MASTERS CYCLING CLUB | 9h10'02" | +28'56" | 22. | CHALLENGE CC | 22h44'17" | +42'55" |
| 23. | E. TARRANT & SON SKODA MUNSTER CYCLNG JNR TEAM | 9h12'11" | +31'05" | 23. | E. TARRANT & SON SKODA MUNSTER CYCLING U23 TEAM | 22h47'16" | +45'54" |
| 24. | E. TARRANT & SON SKODA MUNSTER CYCLING U23 TEAM | 9h15'24" | +34'18" | 24. | GREENMOUNT CYCLING ACADEMY | 23h01'26" | +1h00'04" |
| 25. | GREENMOUNT CYCLING ACADEMY | 9h16'12" | +35'06" | 25. | E. TARRANT & SON SKODA MUNSTER CYCLNG JNR TEAM | 23h07'26" | +1h06'04" |
| 26. | SPOKES RACING TEAM U19 | 9h22'52" | +41'46" | 26. | PINERGY ORWELL WHEELERS | 23h25'01" | +1h23'39" |
| 27. | NEWCASTLE WEST | 9h26'02" | +44'56" | 27. | BURREN CC | 23h31'54" | +1h30'32" |
| 28. | PINERGY ORWELL WHEELERS | 9h30'48" | +49'42" | 28. | NEWCASTLE WEST | 23h33'03" | +1h31'41" |

Timing / Data Processing / Photo-finish / GPS tracking | Pop Up Races

COMMUNIQUÉ - STAGE 3

09/04/2023 | Millstreet – Newmarket

Decisions of the commissaires panel

Rider 80, Matt Griffin, Greenmount CA. Regulation 12.1 Failure to obey statutory traffic regulations or laws. Fine €40

START LIST - STAGE 4

10/04/2023 | Killorglin -Killorglin

| CYCLING ULSTER | | | FORAN CCC | | | ROKIT SRCT | | |
|--------------------------------|---------------------|------------------|--------------------------------|----------------------|------------------|--------------------------------|----------------------|------------------|
| 1 | Lindsay WATSON | 15. at 2'09" | 61 | Tobias DAHLHAUS | 21. at 2'37" | 116 | Scott REDDING | 65. at 11'33" |
| 2 | Matty TEGGART | | 62 | Thomas SPRINGBETT | 43. at 6'57" | 117 | Tom WILLIAMS* | 12. at 1'52" |
| 3 | Dean HARVEY* | 2. at 4" | 63 | Stephen MAXWELL | 32. at 6'06" | 118 | Joe BECKINGSALE | 66. at 11'33" |
| 4 | Gareth O NEILL | 34. at 6'26" | 64 | Dominic JACKSON | 4. at 57" | 119 | Jenson YOUNG* | 13. at 1'52" |
| 5 | John BULLER | 28. at 4'43" | 65 | Robin MOULD | 81. at 19'56" | 120 | Matthew WARHURST | 6. at 1'23" |
| E. TARRANT & SON SKODA MUNSTER | | | FOUR MASTERS CYCLING CLUB | | | SPELLMAN DUBLIN PORT CYCLING | | |
| 6 | Liam CROWLEY* | 78. at 18'09" | 66 | Fergus CALLAGHAN | 88. at 23'49" | 121 | Anders FYNBO | 45. at 7'06" |
| 7 | Patrick O'LOUGHLIN* | 47. at 7'08" | 67 | Sean GALLAGHER* | | 122 | Andre GRENNELL | |
| 8 | Ben MURPHY* | 127. at 55'01" | 68 | Conor HALVEY | 84. at 20'56" | 123 | Darragh MCCARTER | 74. at 15'32" |
| 9 | Daniel VON HIN* | | 69 | Mark MCGINLEY | 96. at 27'17" | 124 | Jamie MEEHAN | 11. at 1'50" |
| 10 | Kieran HULL* | | 70 | Keane RYAN | 38. at 6'34" | 125 | Chris DONALD* | 49. at 7'08" |
| ALL HUMAN - VELO REVOLUTION | | | GALWAY BAY CC | | | SPOKES RACING TEAM U23 | | |
| 11 | Daire FEELEY | 5. at 1'19" | 71 | Cillian MURPHY | 97. at 27'38" | 126 | Craig PATERSON* | |
| 12 | Michell MCLAUGHLIN | 54. at 7'19" | 72 | Derek JOYCE | 129. at 56'55" | 127 | Finn CROCKET | |
| 13 | Mark DOWLING | 7. at 1'41" | 73 | Conor GATH | 123. at 51'18" | 128 | Will DYKES* | 91. at 25'44" |
| 14 | Richard MAES | 40. at 6'56" | 74 | Ronan BURKE | 119. at 49'40" | 129 | Keir GAFFNEY* | 108. at 39'46" |
| 15 | Tim WALTON | 51. at 7'08" | 75 | David CONNOLLY | | 130 | Conal DAVIDSON* | 83. at 20'09" |
| BLARNEY CYCLING CLUB (A) | | | GREENMOUNT CYCLING ACADEMY | | | TAAP ENDURA | | |
| 16 | Eoin ALLEN | | 76 | Simon RYAN | 75. at 15'33" | 131 | James AMBROSE-PARISH | 86. at 23'39" |
| 17 | Mark O'DONOVAN | 22. at 3'24" | 77 | Evaldas STANKEVICIUS | 116. at 48'27" | 132 | Benjamin FISH | 20. at 2'37" |
| 18 | Mark PINFIELD | 76. at 16'40" | 78 | Daniel BRESLIN | 122. at 50'25" | 133 | Jamie PULLEN* | 24. at 4'14" |
| 19 | Feidhlim DIGNAN | 117. at 49'14" | 79 | Leo DOYLE | 25. at 4'19" | 134 | James NICHOLSON | 17. at 2'19" |
| 20 | Benny CASSIDY | 89. at 23'54" | 80 | Matt GRIFFIN* | 137. at 1h13'03" | 135 | Harvey STROH* | 60. at 7'56" |
| BLARNEY CYCLING CLUB (B) | | | HALESOWEN A & CC-MAPEI | | | TEAM DAN MORRISSEY PRIMOR BY | | |
| 21 | James O'SULLIVAN | 118. at 49'17" | 81 | Joe BROOKES* | 14. at 2'00" | 136 | Matteo CIGALA | 68. at 11'51" |
| 22 | Ronan DUGGAN | | 82 | Patrick FOTHERINGHAM | | 137 | Matthew DEVINS* | 72. at 14'30" |
| 23 | Hugh MCSWINEY* | | 83 | Charlie GENNER* | | 138 | Sean HAHESSY | 85. at 20'56" |
| 24 | Eoin CLIFFORD | | 84 | Aaron MANSELL* | 31. at 5'49" | 139 | Conor HENNEBRY | 59. at 7'48" |
| 25 | Dave MURPHY | | 85 | Rowan SCHAACK* | 39. at 6'54" | 140 | Conal SCULLY* | 58. at 7'48" |
| CRIMMINS HOWARD BURREN CC | | | KILLARNEY CYCLING CLUB, TEAM A | | | TRALEE MANOR WEST BC | | |
| 26 | Sam MOLONEY* | 80. at 19'45" | 86 | Lorcan DALY* | 99. at 27'46" | 141 | Cathal MOYNIHAN | 102. at 35'39" |
| 27 | Mark SHANNON | 48. at 7'08" | 87 | Sam BOLGER* | 30. at 5'26" | 142 | Tom MORIARTY* | |
| 28 | Derry MCNAMARA | 134. at 1h00'29" | 88 | Ewan BUCKLEY* | 133. at 1h00'29" | 143 | Niall MCGARRON | |
| 29 | Finn MCHENRY* | 19. at 2'32" | 89 | Aaron QUINN* | 36. at 6'32" | 144 | Sean FLAHERTY | |
| 30 | Bryan GEARY | 104. at 37'07" | 90 | Sean LENEHAN* | 41. at 6'56" | 145 | Vinny O'LEARY | |
| CALDWELL CYCLES TYRONE | | | KILLARNEY CYCLING CLUB, TEAM B | | | UCD | | |
| 31 | Darnell MOORE | 18. at 2'19" | 91 | Shane SPELLMAN | 128. at 56'31" | 146 | Ruairi BYRNE* | 67. at 11'33" |
| 32 | Odhran DOOGAN* | 46. at 7'08" | 92 | Frank DOHERTY | | 147 | Jason KENNY | 93. at 26'35" |
| 33 | Robert KENNEDY* | | 93 | Mark MCGLYNN* | | 148 | Eoin KELLY* | 95. at 27'12" |
| 34 | Ewan WARREN* | 3. at 28" | 94 | Gordon MORRIS | | 149 | Sean LANDERS | 100. at 27'53" |
| 35 | Adam GILENSEN* | 42. at 6'56" | 95 | Graham O'BRIEN | 121. at 50'13" | 150 | Jordan LUKE* | 98. at 27'41" |
| CAREMARK - MCLOUGHLIN | | | LUCAN CYCLING ROAD CLUB | | | VELO SCHILS - INTERBIKE RT | | |
| 36 | Vladislav EVSEEV | 61. at 8'23" | 96 | Ronan KILLEEN | 44. at 7'02" | 151 | Archie CROSS | 23. at 4'01" |
| 37 | David CULLOTY | 53. at 7'17" | 97 | Alan LYNE | | 152 | Carl JOLLY | 63. at 9'45" |
| 38 | Diarmuid O'BRIEN | 112. at 40'50" | 98 | Jack LYNE* | | 153 | Charlie LECAILLE | 64. at 11'08" |
| 39 | Toni STOJANOV | 101. at 32'40" | 99 | James DELANEY* | 56. at 7'28" | 154 | Ryan KLEIN | 103. at 36'37" |
| 40 | Jamie PHILIPS | 120. at 50'09" | 100 | Aaron WADE* | 10. at 1'48" | 155 | Dominic SCHILS | 94. at 27'06" |
| CASTLEBAR CC | | | MONALTY CC | | | CYCLING IRELAND | | |
| 41 | Karl BENSON | 77. at 17'15" | 101 | Luke SMITH | 9. at 1'45" | 201 | Seth DUNWOODY* | 16. at 2'12" |
| 42 | Anthony WALSH | 107. at 37'37" | 102 | Fergus KEOGH | 69. at 12'44" | 202 | Liam O' BRIEN* | 82. at 20'04" |
| 43 | David GORDON | | 103 | Shane SMITH | | 203 | Quillan DONNELLY* | 70. at 13'17" |
| 44 | David BRENNAN | | 104 | Aaron RAFFERTY | 57. at 7'36" | 204 | Patrick CASEY* | 79. at 19'10" |
| CHALLENGE CC | | | NEWCASTLE WEST | | | E. TARRANT & SON SKODA MUNSTER | | |
| 46 | Paul KENNEDY | | 105 | James MCENEANEY | 73. at 15'10" | 205 | Samuel COLEMAN* | 26. at 4'21" |
| 47 | Bren BROEKAART | 90. at 23'56" | 106 | Damien CULHANE | 136. at 1h12'59" | 206 | Adam RAFFERTY* | 33. at 6'12" |
| 48 | James LYNCH | 125. at 52'14" | 107 | Bryan NOLAN | 126. at 52'20" | 211 | Michael COLLINS* | 110. at 40'31" |
| 49 | Paul DOHERTY | 115. at 43'37" | 108 | Padraig O'SULLIVAN | 106. at 37'28" | 212 | Eoghan LATTIMORE* | |
| 50 | Peter MCLEAN | 52. at 7'13" | 109 | Paul COLLINS | 124. at 51'56" | 213 | Seán TARRANT* | |
| BURREN CC | | | PINERGY ORWELL WHEELERS | | | SPOKES RACING TEAM U19 | | |
| 51 | Michael GAMMELL* | 50. at 7'08" | 110 | Joel LUKE | 55. at 7'24" | 214 | Dara MCGHEE* | 109. at 40'26" |
| 52 | Jarlath HASSETT | 111. at 40'47" | 111 | Ronan GRIMES | 62. at 8'38" | 215 | Cal TUTTY* | 37. at 6'34" |
| 53 | Enda MURRAY | | 112 | Eoin AHERN | 105. at 37'22" | 216 | Mario GORDILLIO* | 113. at 41'02" |
| 54 | Senan TUBRIDY* | 130. at 56'55" | 113 | Ronan O'FLYNN | 114. at 42'46" | 221 | Cormac MCCONVILLE* | |
| 55 | Ger TROY | 131. at 57'36" | 114 | Padraic O'FLYNN | 132. at 58'31" | 222 | Robert SMART* | |
| EMBARC SPIRIT BSS | | | 115 | Luke MCMULLAN | | 223 | Cameron ADAM* | 92. at 25'50" |
| 56 | Irfan ZAMAN* | 71. at 14'20" | | | | 224 | Stephen SHEEHAN* | |
| 57 | Damien CLAYTON | 8. at 1'44" | | | | 225 | Thomas WISHDISH* | 135. at 1h03'01" |
| 58 | Matthew HOULBERG* | 35. at 6'32" | | | | 226 | Benjamin KENNEDY* | 87. at 23'48" |
| 59 | Sam KETTLEWELL* | 29. at 5'26" | | | | | | |
| 60 | Joe WILSON* | 27. at 4'34" | | | | | | |

137 riders

Timing / Data Processing / Photo-finish / GPS tracking | Pop Up Races

TEAM CAR ORDER - STAGE 4

10/04/2023 | Killorglin -Killorglin

| | |
|----|---|
| 1 | SPOKES RACING TEAM U23 |
| 2 | CYCLING ULSTER |
| 3 | CALDWELL CYCLES TYRONE |
| 4 | FORAN CCC |
| 5 | ALL HUMAN - VELO REVOLUTION |
| 6 | ROKIT SRCT |
| 7 | EMBARK SPIRIT BSS |
| 8 | MONALTY CC |
| 9 | LUCAN CYCLING ROAD CLUB |
| 10 | SPELLMAN DUBLIN PORT CYCLING TEAM |
| 11 | HALESOWEN A & CC-MAPEI |
| 12 | CYCLING IRELAND |
| 13 | TAAP ENDURA |
| 14 | CRIMMINS HOWARD BURREN CC |
| 15 | BLARNEY CYCLING CLUB (A) |
| 16 | VELO SCHILS – INTERBIKE RT |
| 17 | GREENMOUNT CYCLING ACADEMY |
| 18 | KILLARNEY CYCLING CLUB, TEAM A |
| 19 | E. TARRANT & SON SKODA MUNSTER CYCLNG JNR TEAM |
| 20 | FOUR MASTERS CYCLING CLUB |
| 21 | E. TARRANT & SON SKODA MUNSTER CYCLING U23 TEAM |
| 22 | BURREN CC |
| 23 | CHALLENGE CC |
| 24 | CAREMARK - MCLOUGHLIN ARCHITECTURE |
| 25 | NEWCASTLE WEST |
| 26 | TEAM DAN MORRISSEY PRIMOR BY PISSEI |
| 27 | PINERGY ORWELL WHEELERS |
| 28 | UCD |
| 29 | CASTLEBAR CC |
| 30 | SPOKES RACING TEAM U19 |
| 31 | GALWAY BAY CC |
| 32 | TRALEE MANOR WEST BC |
| 33 | BLARNEY CYCLING CLUB (B) |
| 34 | KILLARNEY CYCLING CLUB, TEAM B |